



**HAL**  
open science

## Pyrolysis-GC/MS: a powerful tool for microplastics identification

Ludovic Hermabessiere, Charlotte Himber, Guillaume Duflos, Alexandre Dehaut

► **To cite this version:**

Ludovic Hermabessiere, Charlotte Himber, Guillaume Duflos, Alexandre Dehaut. Pyrolysis-GC/MS: a powerful tool for microplastics identification. ECsafeSEAFOOD Conference, Jan 2017, Bruxelles, Belgium. anses-03889445

**HAL Id: anses-03889445**

**<https://anses.hal.science/anses-03889445v1>**

Submitted on 8 Dec 2022

**HAL** is a multi-disciplinary open access archive for the deposit and dissemination of scientific research documents, whether they are published or not. The documents may come from teaching and research institutions in France or abroad, or from public or private research centers.

L'archive ouverte pluridisciplinaire **HAL**, est destinée au dépôt et à la diffusion de documents scientifiques de niveau recherche, publiés ou non, émanant des établissements d'enseignement et de recherche français ou étrangers, des laboratoires publics ou privés.



# Pyrolysis-GC/MS: a powerful tool for microplastics identification

Ludovic Hermabessiere, Charlotte Himber, Guillaume Duflos and Alexandre Dehaut

Anses, Laboratoire de Sécurité des Aliments, Département des Produits de la Pêche et de l'Aquaculture, 62200 Boulogne sur Mer, France

Contact: ludovic.hermabessiere@anses.fr

## Background

Plastic pollution has gained a large interest in the scientific community because plastic particles are found in marine environments. Moreover, ingestion of microplastics (MP) particles (<5 mm) by numerous seafood products (bivalves and fishes) has been demonstrated. Consequently MPs can represent an emerging risk for human consumption of seafood products. However, only few studies performed the identification of plastic polymer from inorganic debris with reliable methods such as Fourier Transform infrared, Raman spectrometry or Pyrolysis-GC/MS (Py-GC/MS).

Py-GC/MS has been recently used for microplastics identification and it has the advantage to be relevant to specifically identify plastics polymers and their additives.

## Aims

The purpose of this work was 1) to develop a method using Py-GC/MS to identify multiple plastic polymers and 2) to apply this method on MP found in the environment.

## Pyrolysis-GC/MS principle

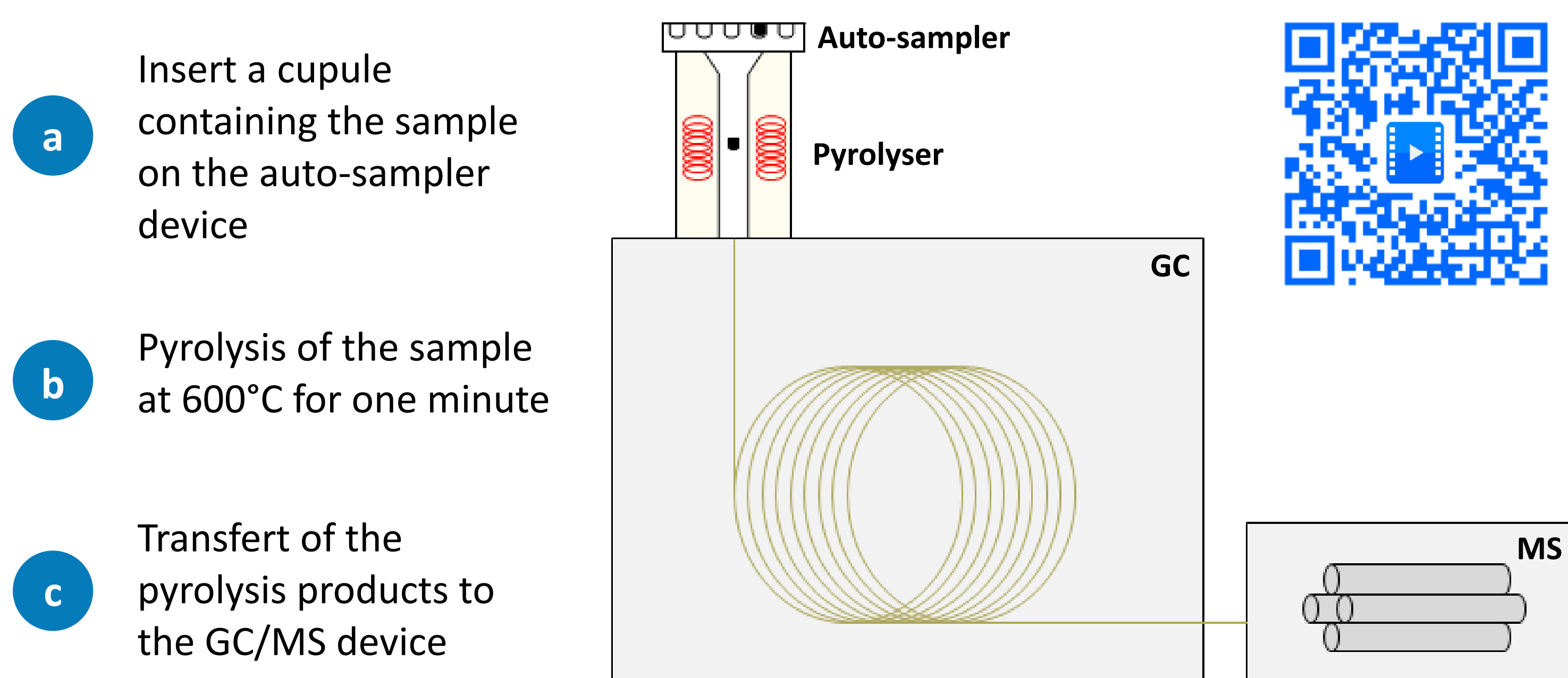


Figure 1: Schematic diagram of Pyrolysis-GC/MS

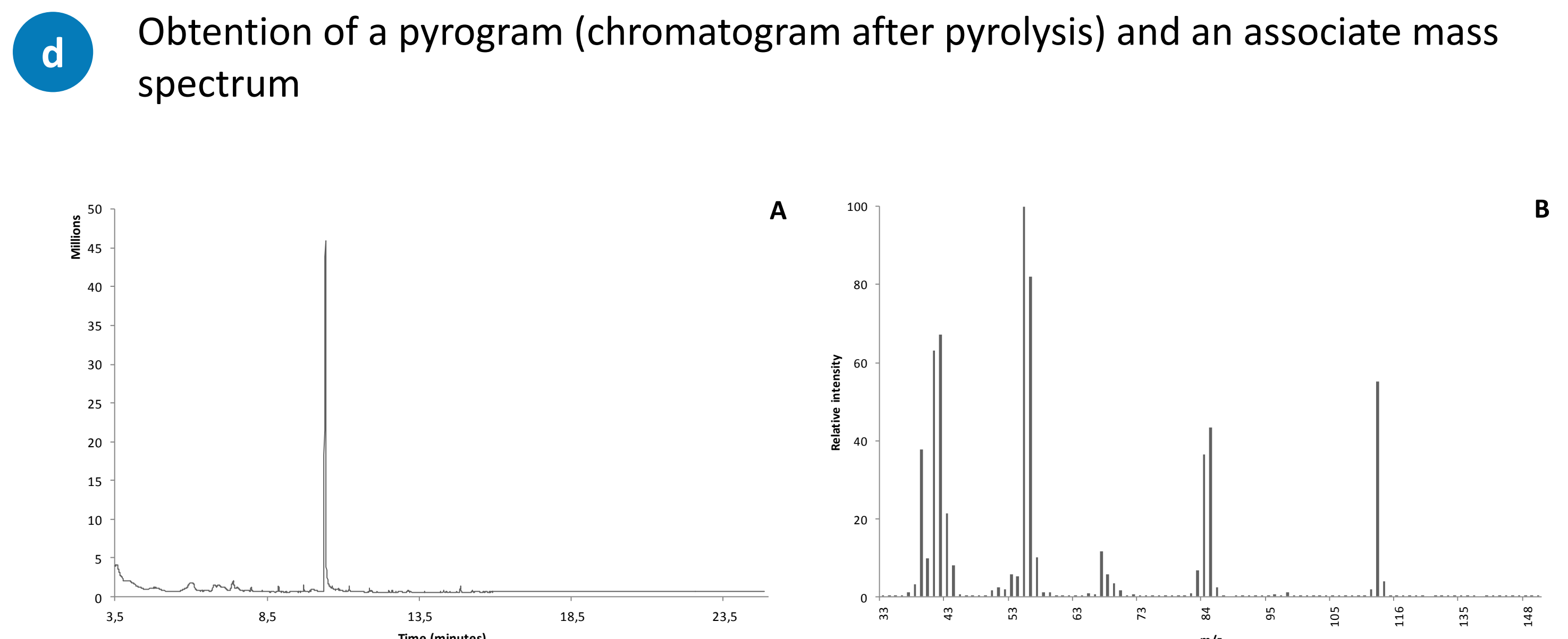


Figure 2: Typical pyrogram obtain after the pyrolysis of PA-6 sample (A) and the associate average mass spectrum (B)

e Identification of the sample using databases

## Materials and methods

### 1. Pyrolysis of fifteen reference material

High and low density polyethylene (HDPE & LDPE), polypropylene (PP), expanded polystyrene (ePS), crosslinked polystyrene (PSXL), polystyrene (PS), poly(methyl-methacrylate) (PMMA), poly(laurylactam) (PA-12), polycaprolactam (PA-6), polyethylene terephthalate (PET), polyurethane (PUR), polytetrafluoroethylene (PTFE), unplasticized polyvinyl chloride (uPVC), polycarbonate (PC) and cellulose acetate (CA)

- Verification of the Py-GC/MS method
- Creation of a database



### 2. Pyrolysis of microplastics sampled on a local beach (France)

Application of the developed method and use of the database to identified field samples

## Results

### 1. Polymer identification of plastic reference

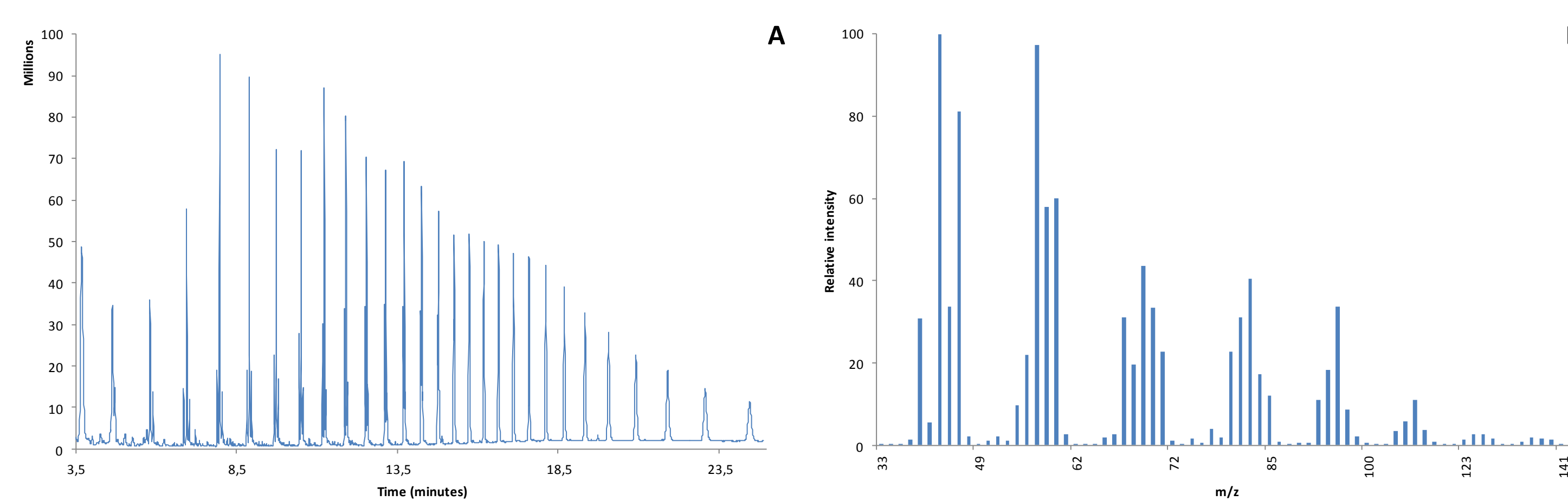


Figure 3: Typical pyrogram obtain after the pyrolysis of HDPE sample (A) and the associate average mass spectrum (B)

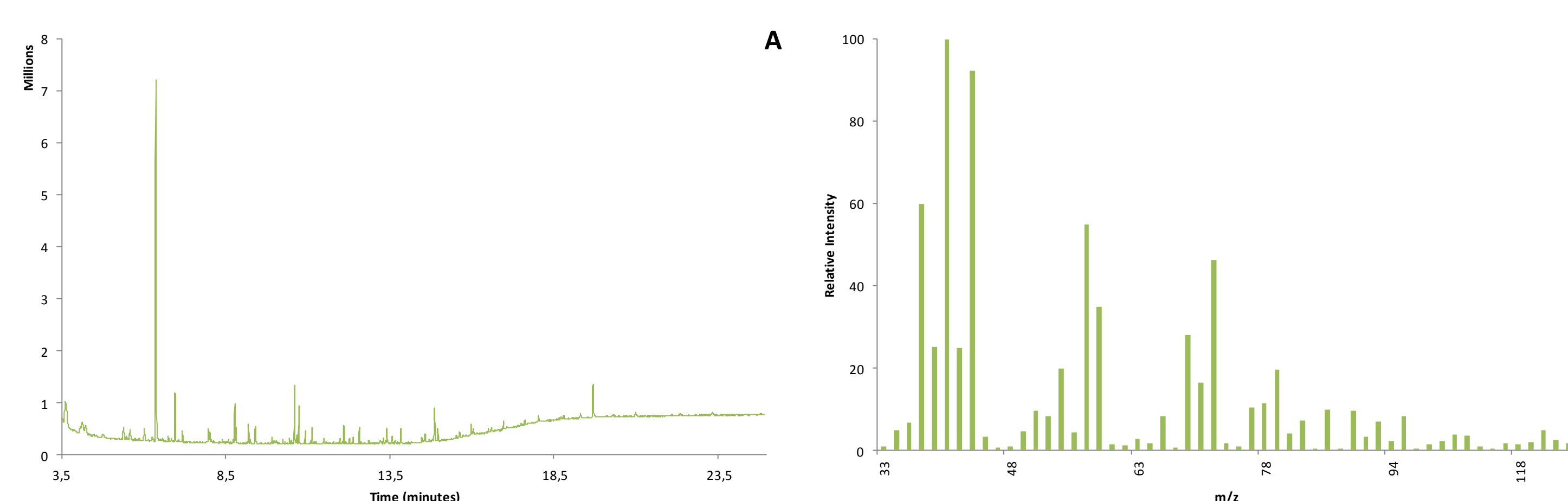


Figure 4: Typical pyrogram obtain after the pyrolysis of PP sample (A) and the associate average mass spectrum (B)

All fifteen families were successfully identified. Typical pyrograms and average mass spectrums of PA-6 (Fig 2), HDPE (Fig 3) and PP (Fig 4) are shown.

This first step allowed the creation of our own database in addition of the database provided by the supplier.

However, for PE and PS, this method is not able, for now, to discriminate the type of polymerization.

### 2. Polymer identification of plastics from the environment

Fifty microplastics collected on a local beach (France) were used to apply the polymer identification method using Py-GC/MS.

Polymer identification was successful for 98% (Fig 5) of the analyses. It appeared that PE and PP were the more abundant polymer found (Fig 5).

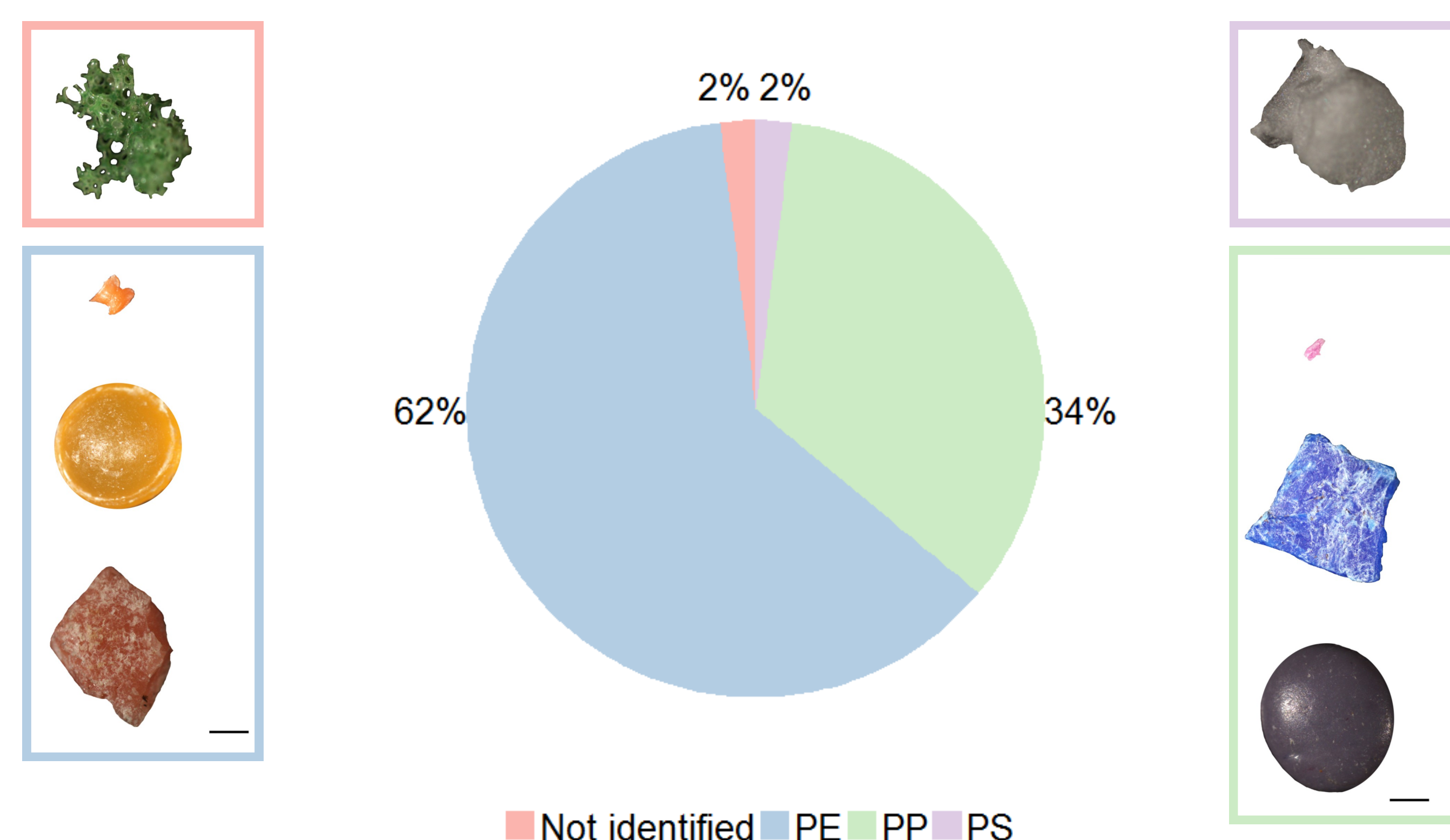


Figure 5: Proportion of polymer types found in microplastics from a local beach (France) and pictures of some of the identified microplastics by Py-GC/MS (scale bar: 1mm)

## Conclusion

Here, Pyrolysis-GC/MS was successfully used to identify microplastics found in the marine environment and a database was created using fifteen type of plastic references. This polymer identification technique could be used in large monitoring program and to specifically identify microplastics found in seafood products.

## Future work

Method to accurately identify microplastics fibers will be developed shortly and the current method will be tested to identify microplastics as small as possible.

## Acknowledgments

Ludovic Hermabessiere is co-funded by an Anses and Région Hauts-de-France PhD grant